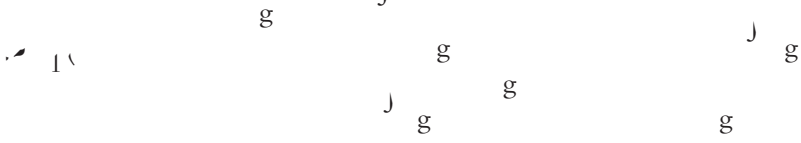


2. Participantes y metodología.

2.1. Diseño de la investigación.



b0

b0

b0




b0

b0

b0

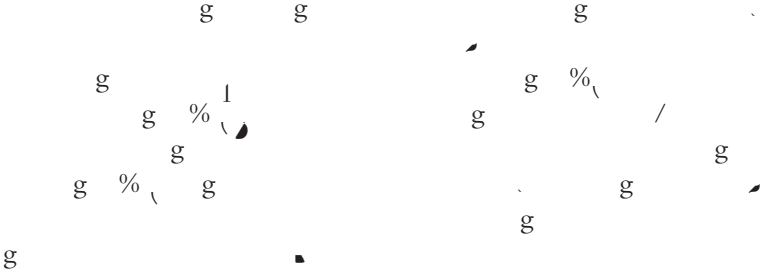
b0

b0



Cuadro 3.5.

F h h	I/ h
-------	------




Cuadro 3.6.

π	π
-------	-------

Cuadro 3.9.

		g	g	g
N	V		N	V





1
 2
 3
 4
 5
 6
 7
 8
 9
 10
 11
 12
 13
 14
 15
 16
 17
 18
 19
 20
 21
 22
 23
 24
 25
 26
 27
 28
 29
 30
 31
 32
 33
 34
 35
 36
 37
 38
 39
 40
 41
 42
 43
 44
 45
 46
 47
 48
 49
 50
 51
 52
 53
 54
 55
 56
 57
 58
 59
 60
 61
 62
 63
 64
 65
 66
 67
 68
 69
 70
 71
 72
 73
 74
 75
 76
 77
 78
 79
 80
 81
 82
 83
 84
 85
 86
 87
 88
 89
 90
 91
 92
 93
 94
 95
 96
 97
 98
 99
 100

Cuadro 4.2.

		% \		g	
/ /				N	V
g		3%	97%	1	
g		21%	79%		

g g g g
% g g g
g %
g g g g g
g g g g g g g g

