





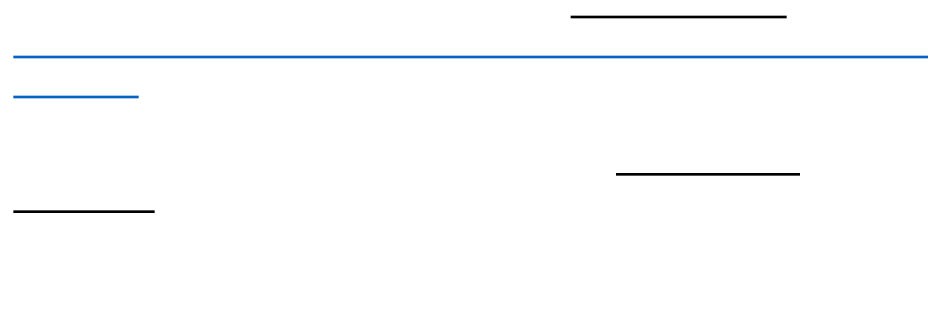

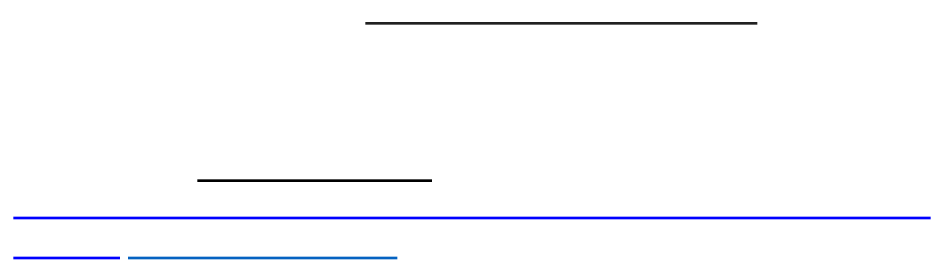
°y{aZ`yZk Zy{Zx| I \_njXySNXXk{nl NjThnb {yZyy{nl yk M~ Z{yWZX|jZX^@tjjNW|y,, ljj`UZ`| uXWZ  
nl `2 nnXjZ^a

[Redacted]

[Redacted]

[Redacted]



		 <p>A diagram within a rectangular frame. It features several horizontal lines: a black line at the top right, a blue line below it, a black line below that, and another black line at the bottom left. A long blue line spans most of the width in the middle.</p>
		 <p>A diagram within a rectangular frame. It features a short black line on the left side and a long blue line below it.</p>
		 <p>A diagram within a rectangular frame. It features a black line in the upper middle, a shorter black line below it, a long blue line below that, and another blue line at the bottom left.</p>

		<p data-bbox="649 220 1120 231"><hr/></p> <p data-bbox="738 336 1047 346"><hr/></p> <p data-bbox="462 451 617 462"><hr/></p> <p data-bbox="1226 409 1372 420"><hr/></p> <p data-bbox="462 609 1372 619"><hr/></p> <p data-bbox="462 640 495 651"><hr/></p> <p data-bbox="1169 640 1234 651"><hr/></p>
		<p data-bbox="462 1659 1315 1669"><hr/></p> <p data-bbox="462 1690 657 1701"><hr/></p>

		<p data-bbox="669 283 690 380">• • •</p> <hr data-bbox="534 495 1382 499"/> <hr data-bbox="464 533 862 537"/> <hr data-bbox="1089 611 1260 615"/>
		<hr data-bbox="464 886 829 890"/> <hr data-bbox="659 1001 837 1005"/> <hr data-bbox="662 1117 1312 1121"/> <hr data-bbox="1089 844 1365 848"/> <hr data-bbox="464 1585 1403 1589"/> <hr data-bbox="464 1619 1403 1623"/> <hr data-bbox="464 1661 1008 1665"/>











		<hr/> <hr/> <hr/> <hr/> <hr/> <hr/> <hr/>
		<hr/> <hr/> <hr/> <hr/> <hr/>









•  
•  
•



